

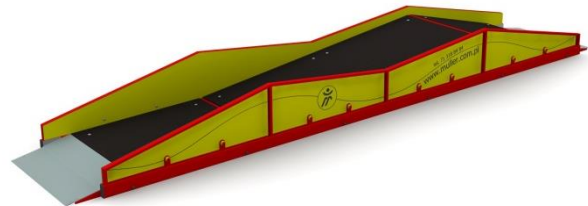
TECHNICAL DATA SHEET

WHEELCHAIR ACCESSIBLE SEESAW

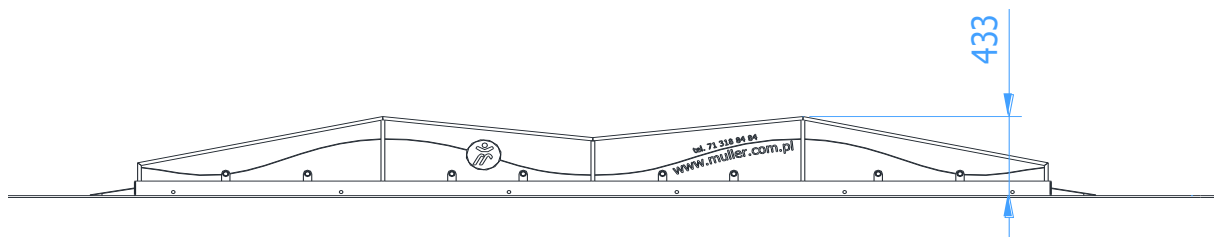
Catalogue Number: 2237

It shall apply from 07-03-2017

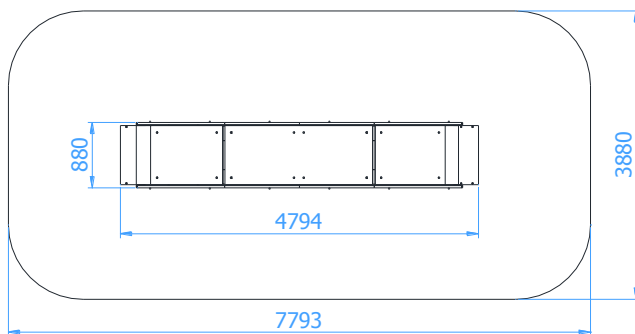
Max. free fall height:	0,37 m
Product Dimensions: (length x width x height)	4,80 x 0,88 x 0,44 m
Impact area (length x width)	7,80 x 3,88 m
Free zone	29,4 m ²



Product Dimensions



Impact area dimensions



Recommended shock absorbing surface

- Turf
- Bark – grain size 20 do 80 mm, min. depth 200 mm + 100mm
- Woodchip – grain size 5 do 30 mm, min. depth 200mm + 100mm
- Sand – grain size 0,2 do 2 mm, min. depth 200mm + 100mm
- Gravel – grain size 2 do 8 mm, min. depth 200 mm+ 100mm
- Synthetic surfaces in accordance whit tested HIC (EN 1177)

The impact attenuating surfacing shall be installed on the whole of impact area.

A loose-fill safety surface shall be 100mm thicker than min. depth indicated above.

Technical description

- A solid steel construction made of profiles: 40x80x3mm, 40x40x3mm, 40x20x3mm and 30x18x2mm
- The lifting platforms made of an anti-slip, waterproof plywood, 21mm thick
- The side surfaces are made of 6mm HPL sheet
- All steel elements are protected against corrosion (hot dip galvanized) and painted with acrylic lacquer
- Product designed to outdoor use
- Inclusive equipment for special needs kids

TECHNICAL DATA SHEET

Product visualization

