

Wydanie <i>Edition</i>	01
Data <i>Date</i>	22-09-2016

OCEAN 4**OCEAN 4**











Numer katalogowy
catalogue number **82004**

**1. Informacje techniczne***Technical information*

Grupa wiekowa <i>User age</i>	0-14
Maksymalna wysokość swobodnego upadku <i>Max. free fall height</i>	1,23 m
Największa część <i>Largest part</i>	Zjeżdżalnia <i>Slide</i>
Wymiary największej części <i>Largest part dimensions</i>	3,03 x 0,80 x 0,57 m
Masa największej części <i>Largest part weight</i>	90 kg
Masa największego fundamentu <i>Largest foundation weight</i>	60 kg
Zgodność z normami <i>Accordance with standards</i>	EN 1176-1:2008 EN 1176-3:2008

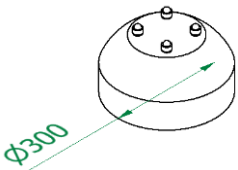
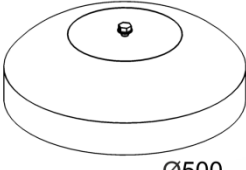

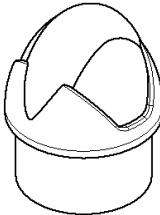
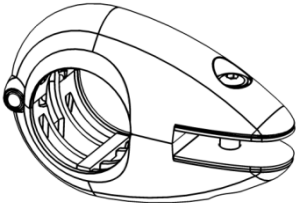
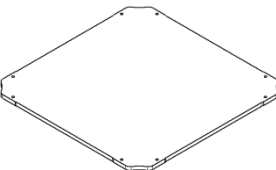
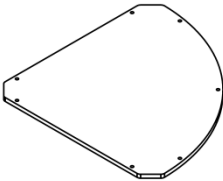
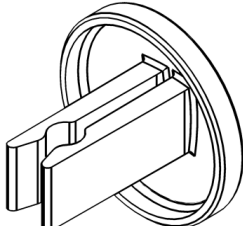
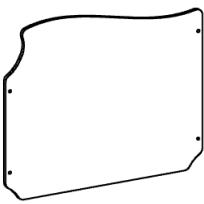
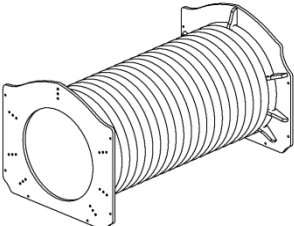
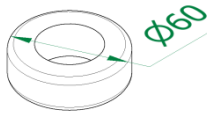

2. Wykaz narzędzi

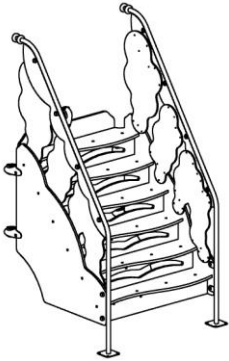
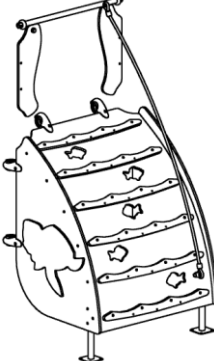
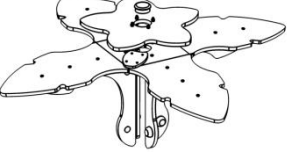
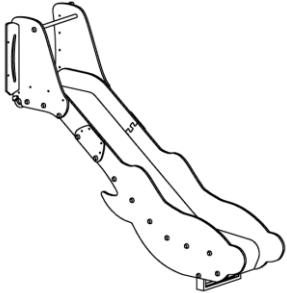
Tools list

					
			 x2		

3. Wykaz części

Parts list

							
B300x4	Szt. Pcs 11	B500x1	Szt. Pcs 1	KL*	Szt. Pcs 12	ZS-2	Szt. Pcs 3
							
UC-1*	Szt. Pcs 50	PK-1000*	Szt. Pcs 1	PL-1000	Szt. Pcs 1	ZS-1*	Szt. Pcs 30
							
BAR	Szt. Pcs 1	TUN	Szt. Pcs 1	PRSC	Szt. Pcs 6	SC-1	Szt. Pcs 8

											
SCH	Szt. Pcs	1	KG	Szt. Pcs	1	PAL	Szt. Pcs	1	ZJ-R	Szt. Pcs	1

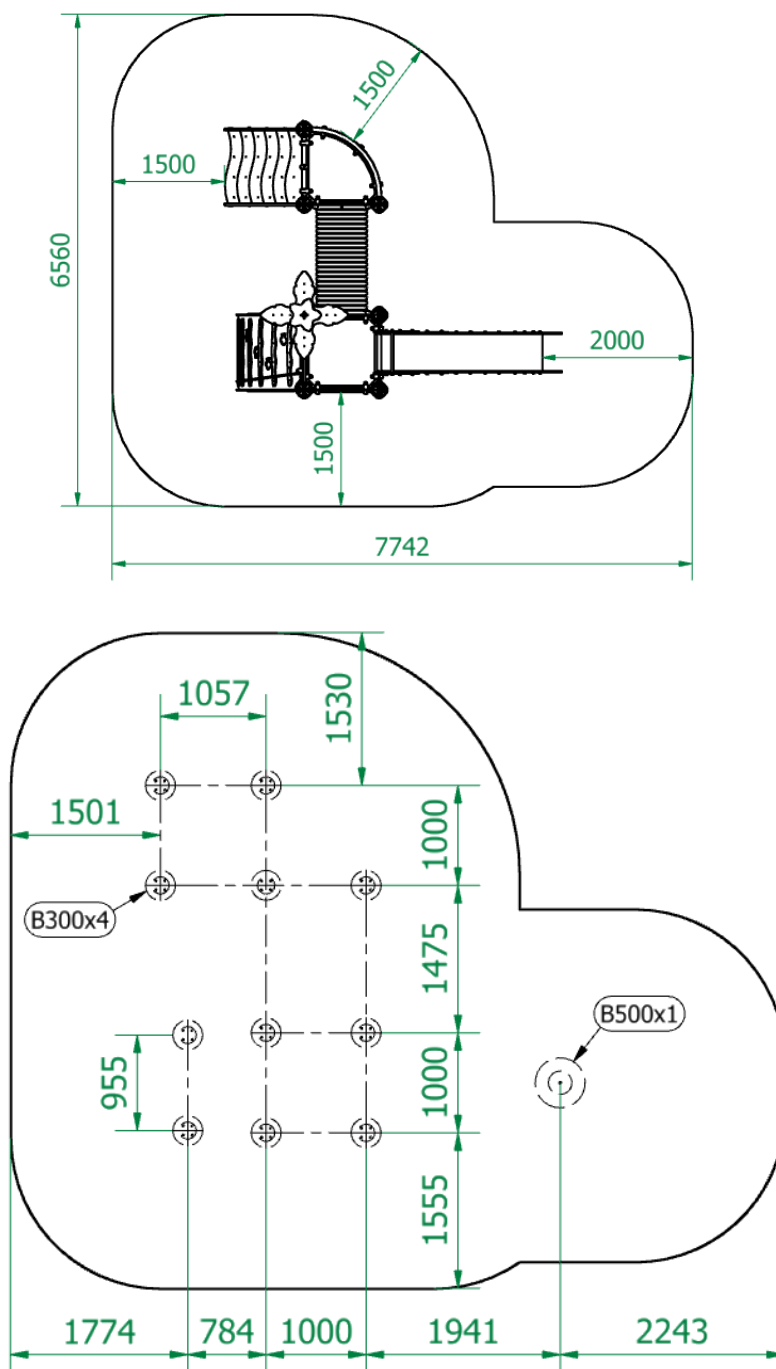
* patrz – instrukcja szczegółowa
 see – detailed instruction

Rury
pipes

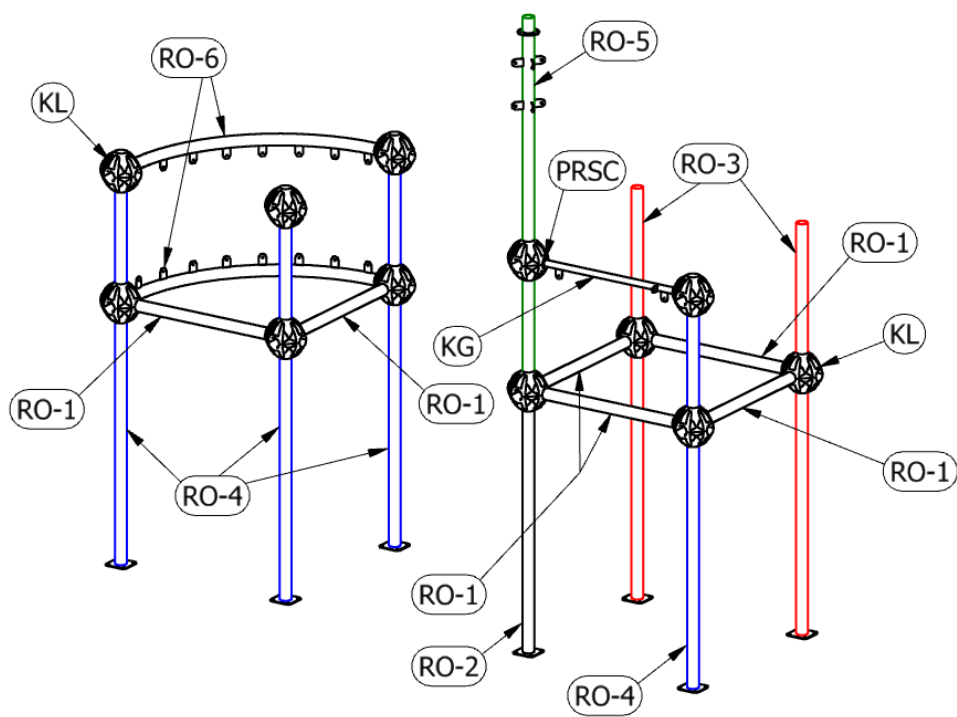
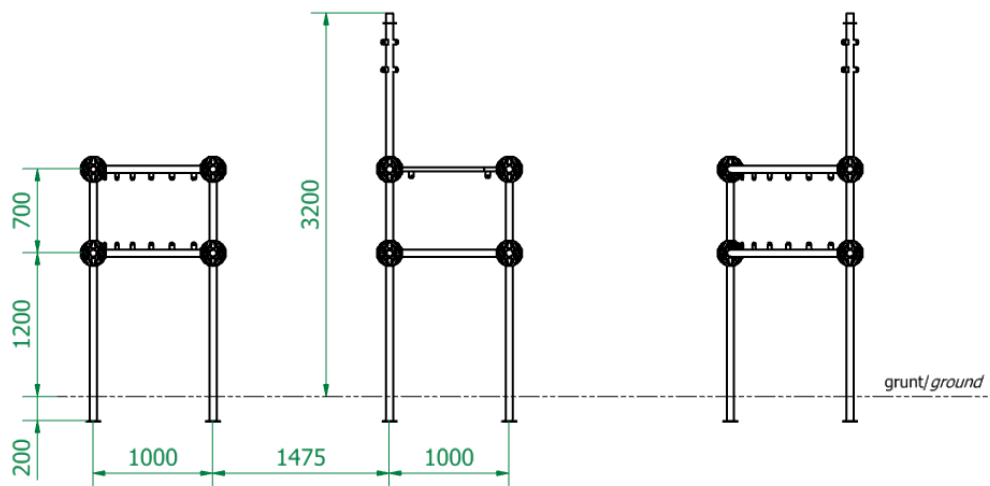
RO-1	Szt./Pcs	7	ø60,3
RO-2	Szt./Pcs	1	ø60,3
RO-3	Szt./Pcs	2	
RO-4	Szt./Pcs	2	
RO-5	Szt./Pcs	2	
RO-6	Szt./Pcs	2	

4. Fundamenty i powierzchnia zderzenia

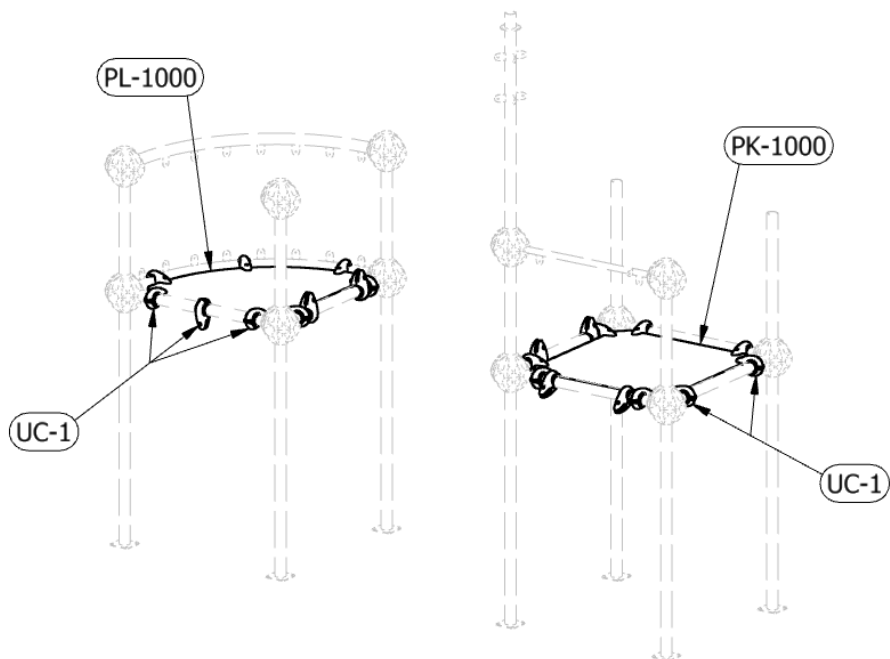
Foundations and impact area



5. Rama Frame



6. Podesty Platforms



Zalecane wstępne nałożenie uchwytów (bez dokręcania)
Recommended initial assembly of holders (without tightening)

7. Podzespoły Components

