

INSTRUKCJA MONTAŻU

INSTALLATION INSTRUCTION

Wydanie <i>Edition</i>	01
Data <i>Date</i>	01-10-2016

ZAMEK 1

CASTLE 1

Numer katalogowy
catalogue number **83001**













1. Informacje techniczne

Technical information

Grupa wiekowa <i>User age</i>	0-14
Maksymalna wysokość swobodnego upadku <i>Max. free fall height</i>	1,23 m
Największa część <i>Largest part</i>	Zjeżdżalnia <i>Slide</i>
Wymiary największej części <i>Largest part dimensions</i>	2,1 x 2,5 x 0,6 m
Masa największej części <i>Largest part weight</i>	90 kg
Masa największego fundamentu <i>Largest foundation weight</i>	60 kg
Zgodność z normami <i>Accordance with standards</i>	EN 1176-1:2008 EN 1176-3:2008

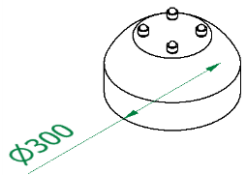
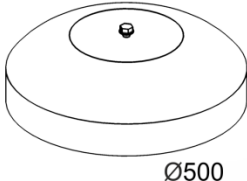

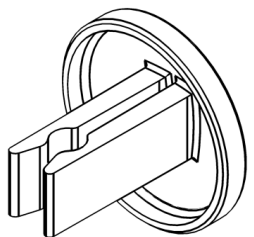
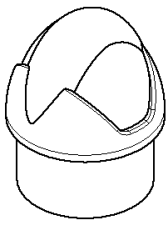
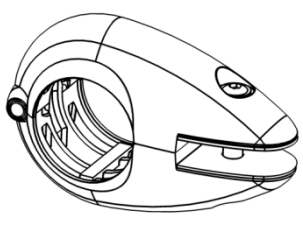
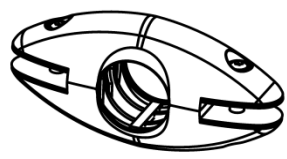
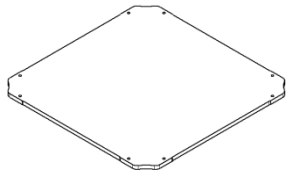
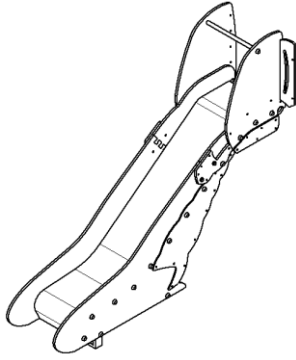
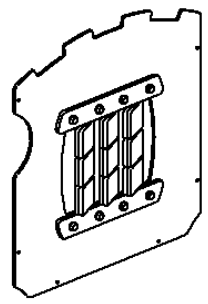
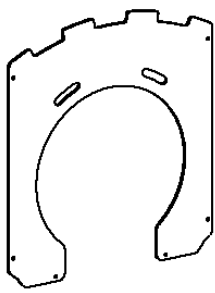

2. Wykaz narzędzi


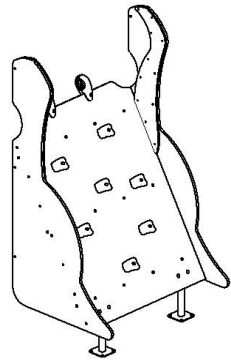
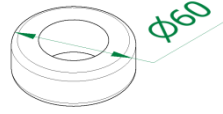
Tools list

					
			 x2		

3. Wykaz części

Parts list




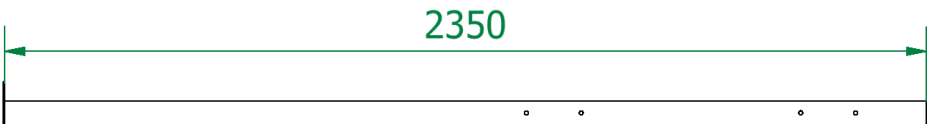
							
B2	Szt. Pcs 8	B3	Szt. Pcs 1	KL*	Szt. Pcs 6	ZS-1*	Szt. Pcs 15
							
ZS-1*	Szt. Pcs 3	UC-1*	Szt. Pcs 31	UC-2*	Szt. Pcs 6	PK-1000*	Szt. Pcs 1
							
ZJ*	Szt. Pcs 1	XO	Szt. Pcs 1	BAR-1	Szt. Pcs 1	PLT-1	Szt. Pcs 1

											
SCH	Szt. Pcs	1	WW	Szt. Pcs	1	PR	Szt. Pcs	2/4			

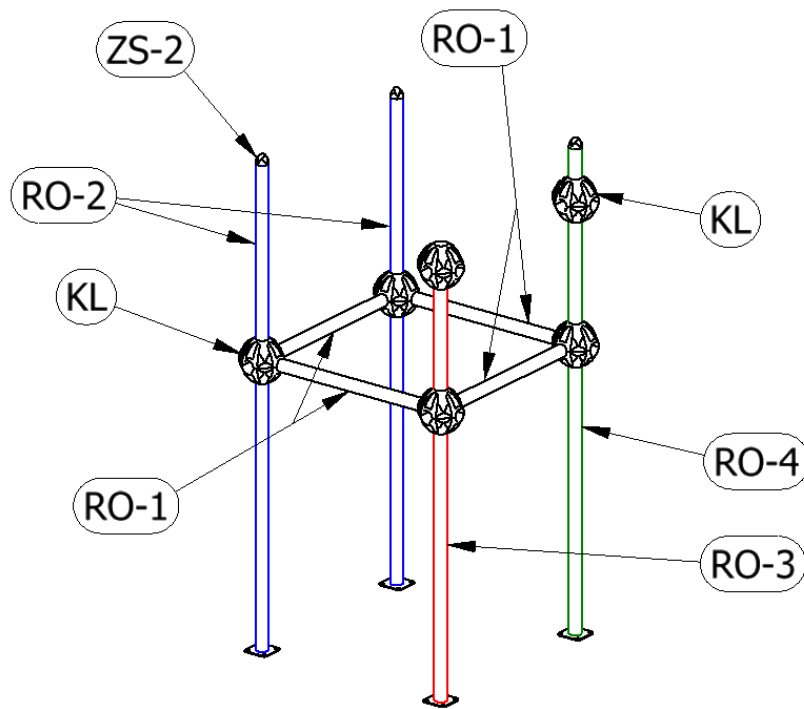
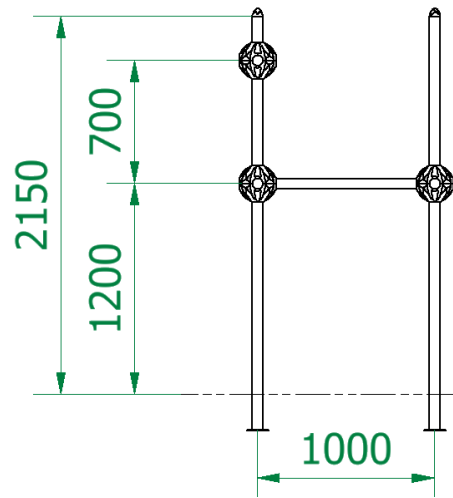
* patrz – instrukcja szczegółowa
see – detailed instruction

Rury

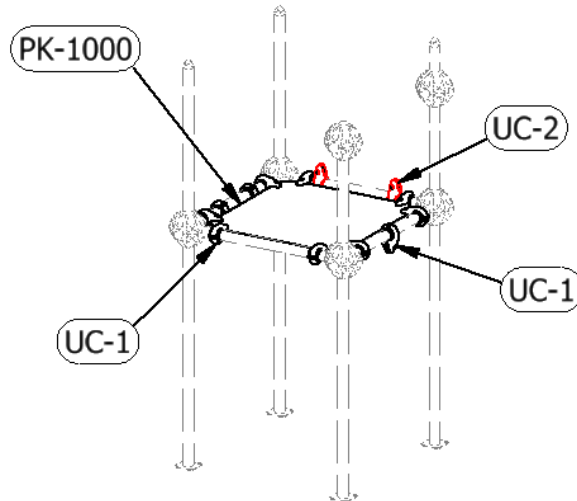
pipes

RO-1	Szt./Pcs	4	
 <p>Diagram showing a pipe with a length of 930. The pipe has two small circles representing holes near each end.</p>			
RO-2	Szt./Pcs	2	
 <p>Diagram showing a pipe with a length of 2350. The pipe has two small circles representing holes near each end.</p>			
RO-3	Szt./Pcs	1	
 <p>Diagram showing a pipe with a length of 2065. The pipe has two small circles representing holes near each end.</p>			
RO-4	Szt./Pcs	1	
 <p>Diagram showing a pipe with a length of 2350. The pipe has four small circles representing holes along its length.</p>			

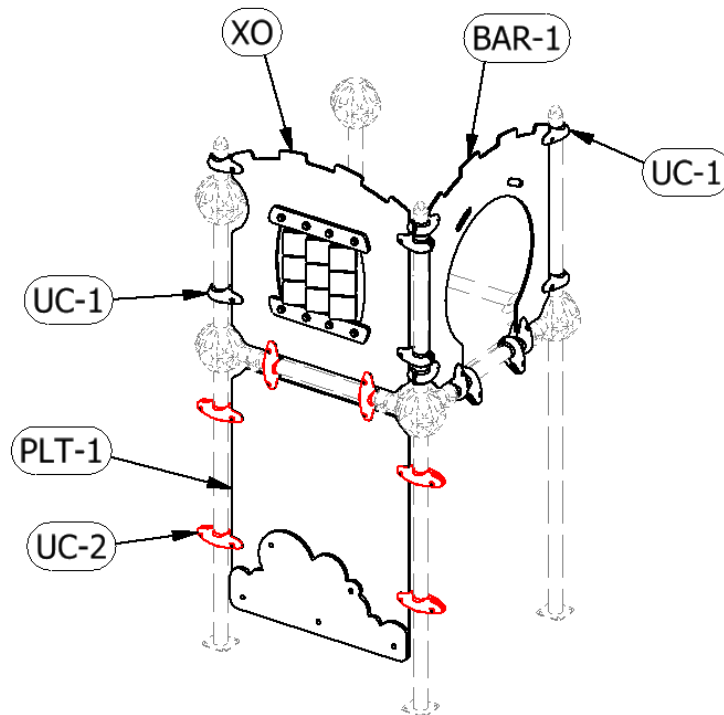
5. Rama
Frame



6. Płyty Boards



Zalecane wstępne nałożenie uchwyty (bez dokręcania)
Recommended initial assembly of holders (without tightening)



7. Podzespoły Components

